



District Report Card: 2017


State: Rajasthan	District: Dhaulpur
Class: 8	Subject: Language
Schools: 51	Students: 1280


Participation/Coverage


Students

<div>GENDER</div> <div></div>	Boys		Girls	
	Number	%	Number	%
	658	51.41	622	48.59

<div>AREA</div> <div></div>	Rural		Urban	
	Number	%	Number	%
	1226	95.78	54	4.22

<div>CATEGORY</div> <div></div>	SC		ST		OBC		GEN	
	Number	%	Number	%	Number	%	Number	%
	387	30.23	154	12.03	526	41.09	213	16.64

<div>CWSN</div> <div></div>	LD	VI	HI	S&LD	ID	Oth
	8	0	3	6	1	10

<div>Management</div> <div></div>	Government		Government-aided	
	Number	%	Number	%
	1280	100.00	0	0.00

Average Performance of Students in Language (%)

Overall	Gender		Area		Management		Social Group			
	Male	Female	Rural	Urban	Govt.	Aided	SC	ST	OBC	GEN
76.36	75.78	76.99	76.33	77.04	76.36	0.00	73.47	80.00	75.91	80.13

Performance on Learning Outcomes (LOs)

Learning Outcomes	Description	Average Performance(%)
L813	Read textual/non-textual materials with comprehension and identifies the details, characters, main idea and sequence of ideas and events while reading	76.36

Range of Performance of Students who Answered Correctly							
Below 30%		30% - 50%		50% - 75%		Above 75%	
Number	%	Number	%	Number	%	Number	%
48	3.75	82	6.41	376	29.38	774	60.47

Lowest Performing Learning Outcomes (LOs)

1 - Read textual/non-textual materials with comprehension and identifies the details, characters, main idea and sequence of ideas and events while reading (76.36)